

**ISUZU**  
RELIABILITY IS EVERYTHING



**F SERIES**

GVM: 10,700 - 26,000KG

GCM: 16,000 - 36,000KG



ISUZU'S F SERIES

# The perfect mix of brains and brawn.

When you're choosing a new truck, you need to know that it's got the grunt to get the job done. And like all Isuzus, our top-selling F Series has that in spades. But where the range really shines is in the brains department. From electronics to mechanical smarts, along with some creature comforts too, you won't find a more sophisticated mix. And that makes choosing an Isuzu a very clever call. These are just a few of the reasons why Isuzu has been the leading truck brand for over 30 years straight.\*

\*According to T-Mark industry statistics.





**10,700KG - 14,000KG GVM**

# Economical 4-cylinder power.

Our 4HK1 four-cylinder diesel is just one of the clever options available in the F Series, at power ratings of either 210PS or 240PS. Both are super efficient, but their high torque two stage turbo chargers also mean they put out an impressive 726Nm and 765Nm of torque respectively.

Another feature is our Idle-Stop System (ISS). By cutting the engine when you come to a halt, at traffic lights for example, ISS can save you on fuel in heavy traffic situations.


For applications where you can't have the engine switch off, you can choose not to use ISS. Combined with our Torque Converter Automated Manual Transmission (TC-AMT), ISS helps these engines deliver better fuel economy.



**11,000KG - 15,000KG GVM**

**260PS 6-cylinder  
power.**

Sometimes you need serious power and that's where our 6HK1 engine comes in. With six cylinders and an intercooled turbocharger, it delivers 191kW and offers a choice of manual or Allison auto transmissions to suit different applications.




# High Power 300PS 4x2, 6x2 and 6x4 range.

F Series 'maximum capacity'\* range including standard 4x2, 6x2 lazy axle and 6x4 tandem axle configurations. All powered by the highly-regarded 6HK1-TCS (221kW/300PS) turbo, intercooled diesel engine that delivers 981Nm of torque. Available (depending on model) with Meritor drive axle and brake assembly with steel spring or Hendrickson airbag suspension and ZF 9-speed manual or Allison 3000 or 3500 Series 6-speed automatic transmissions.

4x2 FVR is available with Meritor drive axle and brake assembly with spring or Hendrickson airbag suspension and 9-speed manual or 6-speed auto transmissions. With three 4x2 wheelbases to suit a range of applications. 6x2 is available with Isuzu axles and steel springs, or with Meritor axle and brake assembly with airbag suspension. 6x4 is available with Meritor axle and brake assembly with steel springs or Hendrickson airbag suspension. Three 6x4 wheelbases are available to suit a range of applications.

\*This is not Isuzu's maximum capacity range, only in F Series models.





# A wide selection of smarts.

Your new F Series is brimming with brains.

Features include:

- iTuner: working through your phones WiFi or mobile data connection iTuner allows you to connect to internet radio stations around the world.
- Text to Speech SMS: the Isuzu F Series will read your SMS messages to you to allow you to keep your eyes on the road.
- Satellite navigation: all F Series trucks come with sat-nav fitted as standard\*. Isuzu satellite navigation features enhanced 3D map images incorporating city models and landmarks, truck specific information and

route calculation, text to speech guidance and split screen functionality that allows you to view maps and media simultaneously.

- Isuzu Electronic Stability Control (IESC) improves the vehicle stability by detecting and reducing loss of traction. Available on selected F Series models.

There are also some seriously clever mechanical options, like our economical yet powerful new 4HK1 four-cylinder diesel engine, and a smooth, responsive Automated Manual Transmission with Torque Converter (TC-AMT).

\*Sat-nav is optional on 4x4 models at extra cost.



# SPECIFICATIONS

MODEL	DRIVE TYPE	REAR SUSPENSION TYPE	GVM RATING (kg)	GCM RATING (kg)	ENGINE MAKE	MAX POWER (kW/RPM) **	MAX TORQUE (Nm/RPM) **	TRANSMISSION (GEARS/TYPE)	WHEELBASE (mm)				
FRR 107-210 SWB PTO	4x2	Leaf	10,700	16,000	ISUZU N-4HK1-TCS	154/2,400	726/1,600	6-speed manual	3,790				
FRR 107-210 MWB								6-speed manual	4,060				
FRR 107-210 AMT MWB								6-speed AMT					
FRR 107-210 LWB								6-speed manual	4,660				
FRR 107-210 AMT LWB IESC								6-speed AMT					
FRR 107-210 XLWB		6-speed manual	5,320										
FRR 107-210 AMT XLWB		6-speed AMT											
FRD 107-210 AMT XLWB IESC	Air	14,200	14,200	6-speed AMT	5,320								
FRR 110-240 MWB	4x2	Leaf	11,000	16,000	ISUZU N-4HK1-TCH	177/2,400	765/1,600	6-speed manual	4,060				
FRR 110-240 AMT MWB IESC								6-speed AMT					
FRR 110-240 LWB								6-speed manual	4,990				
FRR 110-240 AMT LWB IESC								6-speed AMT					
FRR 110-240 XLWB								6-speed manual	5,320				
FRR 110-240 AMT XLWB IESC								6-speed AMT					
FRR 110-260 MWB								4x2	Leaf	11,000	20,000	ISUZU 6HK1-TCC	191/2,400
FRR 110-260 Auto MWB	6-speed automatic												
FRR 110-260 LWB	6-speed manual	5,160											
FRR 110-260 Auto LWB	6-speed automatic												
FRR 110-260 XLWB	6-speed manual	5,560											
FRR 110-260 Auto XLWB	6-speed automatic												
FRR 110-260 Crew	6-speed manual	5,160											
FRR 110-260 Auto Crew	6-speed automatic												
FRD 110-260 LWB	6-speed manual												
FRD 110-260 LWB (AW)	6-speed manual												
FRD 110-260 Auto LWB	6-speed automatic												
FRD 110-260 Auto LWB (AW)	6-speed automatic												
FSR 120-240 AMT SWB	4x2	Leaf	12,000	16,000	ISUZU N-4HK1-TCH	177/2,400	765/1,600		6-speed AMT	3,790			
FSR 120-240 LWB								6-speed manual	5,320				
FSR 120-240 AMT LWB								6-speed AMT					
FSR 140-240 AMT SWB			14,000	6-speed AMT				3,790					
FSR 140-240 LWB				6-speed manual				5,320					
FSR 140-240 AMT LWB				6-speed AMT									
FSR 120-260 Auto SWB	4x2	Leaf	12,000	20,000	ISUZU 6HK1-TCC	191/2,400	761/1,450 - 2,400	6-speed automatic	3,790				
FSR 120-260 MWB								6-speed manual					
FSR 120-260 Auto MWB								6-speed automatic	4,360				
FSR 120-260 LWB								6-speed manual					
FSR 120-260 Auto LWB								6-speed automatic	5,560				
FSR 120-260 XLWB								6-speed manual					
FSR 120-260 Auto XLWB								6-speed automatic	6,560				
FSR 120-260 Dual Control								6-speed automatic					
FSD 120-260 LWB								Air	20,000	12,000	20,000	6-speed manual	5,560
FSD 120-260 LWB (AW)		6-speed manual											
FSD 120-260 Auto LWB		6-speed automatic	3,790										
FSD 120-260 Auto LWB (AW)		6-speed automatic											
FSR 140-260 Auto SWB		Leaf	14,000	20,000								6-speed automatic	4,360
FSR 140-260 MWB												6-speed manual	
FSR 140-260 Auto MWB								6-speed automatic	5,560				
FSR 140-260 LWB								6-speed manual					
FSR 140-260 Auto LWB								6-speed automatic	6,560				
FSR 140-260 XLWB								6-speed manual					



# SPECIFICATIONS CONT.

MODEL	DRIVE TYPE	REAR SUSPENSION TYPE	GVM RATING (kg)	GCM RATING (kg)	ENGINE MAKE	MAX POWER (kW/RPM) **	MAX TORQUE (Nm/RPM) **	TRANSMISSION (GEARS/TYPE)	WHEELBASE (mm)				
FSR 140-260 Auto XLWB	4x2	Leaf	14,000	20,000	ISUZU 6HK1-TCC	191/2,400	761/1,450 - 2,400	6-speed automatic	6,560				
FSR 140-260 Dual Control				14,000				6-speed automatic	3790				
FSD 140-260 LWB		Air		20,000				6-speed manual	5,560				
FSD 140-260 LWB (AW)								6-speed manual					
FSD 140-260 Auto LWB								6-speed automatic					
FSD 140-260 Auto LWB (AW)								6-speed automatic					
FTR 150-260 Auto MLWB	4x2	Leaf	15,000	20,500	ISUZU 6HK1-TCC	191/2,400	761/1,450 - 2,400	6-speed automatic	4,250				
FTR 150-260 Auto MLWB								6-speed automatic	6,050				
FTR 150-260 Auto LWB								6-speed automatic	6,500				
FVR 165-300 MWB	4x2	Leaf	16,500	32,000	ISUZU 6HK1-TCS	221/2,400	981/1,450	9-speed manual	4,250				
FVR 165-300 Auto MLWB								6-speed automatic	5,550				
FVR 165-300 LWB								9-speed manual	6,500				
FVD 165-300 Auto MLWB								6-speed automatic	5,550				
FVD 165-300 LWB								9-speed manual	6,500				
FVD 165-300 Auto LWB		6-speed automatic											
FVD 165-260 Auto Crew		Air			ISUZU 6HK1-TCC	191/2,400	761/1,450 - 2,400	6-speed automatic	6,050				
FVD 165-300 MLWB Dual Control								ISUZU 6HK1-TCS	221/2,400	981/1,450	6-speed automatic	5,550	
FVM 230-300 LWB								6x2	Leaf	23,000	32,000	ISUZU 6HK1-TCS	221/2,400
FVL 240-300 LWB	Air		24,000	9-speed manual									
FVL 240-300 Auto LWB		6-speed automatic											
FVZ 260-300 MWB	6x4	Leaf	26,000	36,000	ISUZU 6HK1-TCS	221/2,400	981/1,450	9-speed manual	4,410				
FVZ 260-300 Auto MWB								6-speed automatic					
FVZ 260-300 Auto MLWB								6-speed automatic		5,300			
FVZ 260-300 LWB								9-speed manual		6,470			
FVZ 240-300 MWB Dual Control								6-speed automatic		4,410			
FVZ 240-300 MLWB Dual Control								6-speed automatic		5,300			
FVY 240-300 LWB		Air	24,000					9-speed manual	6,470				
FVY 240-300 Auto LWB								6-speed automatic					
FVY 240-300 Agitator Cab Chassis								6-speed automatic		4,410			
FVY 240-300 MWB Dual Control								6-speed automatic		4,410			
FVY 240-300 LWB Dual Control								6-speed automatic		6,470			
FSS 110-210 4X4								4x4		Leaf	11,000	16,000	ISUZU N-4HK1-TCS
FSS 110-210 4X4 Crew	6-speed manual	4,200											
FTS 139-260 4x4	4x4	Leaf	13,900	20,500 on-road 18,000 off-road	ISUZU 6HK1-TCC	191/2,400	761/1,450-2,400	6-speed manual	4,250				
FTS 139-260 4x4 Auto								6-speed automatic					
FTS 139-260 4x4 Crew								6-speed manual					
FTS 139-260 4x4 Auto Crew								6-speed automatic					

# WARRANTIES†


MODEL	VEHICLE	ENGINE	CABIN PERFORATION CORROSION	EXTENDED CARE WARRANTY**
FRR, FRD, FSR, FSD, FTR, FSS, FTS	3 years or 150,000 kilometres or 2,500 hours		3 years Unlimited kilometres	5 years or 300,000 kilometres
FVR, FVD, FVL, FVM, FVZ, FVY	3 years or 200,000 kilometres or 3,000 hours		3 years Unlimited kilometres	5 years or 300,000 kilometres

\*Refuse applications limited to 12,000kg GVM. †From delivery. \*\*Extended Care Warranty available at extra cost. Conditions apply. Note: The above chart is a brief representation of the chassis specifications within the Isuzu F Series model range. For a detailed understanding of the model and specification variants, please refer to the applicable Isuzu model Specification Sheet. Subject to the conditions outlined in the IAL New Vehicle Warranty, the F Series models carry a standard factory warranty as above. Extended Care Warranty may be purchased to cover the owner against the failure of original components, but may exclude some components and expendable items such as oil, filters etc. Isuzu Roadside Assistance is valid for three years from the date of new vehicle purchases; Our goods and services come with guarantees that cannot be excluded under the Australian Consumer Law. For major failures with the service, you are entitled to cancel your service contract with us; and to a refund for the unused portion, or to compensation for its reduced value. You are also entitled to choose a refund or replacement for major failures with goods. If a failure with the goods or a service does not amount to a major failure, you are entitled to have the failure rectified in a reasonable time. If this is not done you are entitled to a refund for the goods and to cancel the contract for the service and obtain a refund of any unused portion. You are also entitled to be compensated for any other reasonably foreseeable loss or damage from a failure in the goods or service. For more details visit the Isuzu website which explains Isuzu Warranties in more detail, or alternatively contact your local dealer. All warranties commence from date of delivery. \*Refer to Extended Care Brochure.



## THE BEST SEAT IN THE BUSINESS.

All F Series have the ISRI 6860 air-suspension driver's seat as standard. And it's anything but standard. It has an integrated lap-sash seatbelt with pre-tensioner, head restraint, dual-stage air lumbar/lateral support, integrated pneumatic system, adjustable shock-absorber and body-hugging upholstery from head to knee. Which is all top news for your back and behind.



## DON'T MISS A THING.

This F Series option\* gives you near 360° vision in those pesky blind spots. Operating through a multi-view digital touchscreen, this camera system puts you all over the truck. You can have cameras in four different positions, all displaying at the same time, and even with audio on one of them, so it's the smart way get yourself into (and out of) tight spots.

\*Available at additional cost.



## SAFER STARTS MADE SIMPLE.

All 4HK1 models with manual transmissions now come equipped with Start Assist. This raises the engine speed to 850rpm and makes engaging the clutch quicker and easier. Used for first-gear take-offs when you're on a slope or carrying a heavy load, it means you won't experience any unexpected slips.



## MAKE STRESS FREE SERVICING A PRIORITY.

There is nothing more crucial than maintaining a healthy fleet, so we've created a 'stress free' service agreement in Isuzu Priority\*. Knowing that the lifeblood of your business is under control, and in the best hands, provides true peace of mind and allows you to spend more time doing what you do best – building and growing your business.

\*Available at additional cost.



## ISIS.

Isuzu Sales Information System (ISIS for short) is a software program the dealer will use to help you select the right truck and body for your application. Once it's been programmed with your requirements, ISIS simulates how the truck will perform in terms of its weight distribution, available power and other performance characteristics. So with ISIS, you're sure to find your most suitable match.

## A VERY SAFE HAVEN.

All F Series cabs are built to the internationally-recognised ECE-R29 cab strength safety standard, so they're world-class. Double side-intrusion bars, seatbelt pre-tensioners and load-limiters, and driver and passenger airbags are all standard too. Along with traction control and a whole host of other safety features. So in an Isuzu, you'll always work safe.



## CONTROL YOUR SPEED, AND YOUR CLIMATE.

Pick a speed, pick a temperature, then sit back and relax because advanced electronic cruise-control and fully integrated air-conditioning are both standard in all models. Many models also come with automatic climate control as standard. And that's a breath of fresh air.



## ISUZU CARE.

Reliability means a lot more than just a mechanically reliable truck. Isuzu Care is Australia's most comprehensive customer care truck program and it offers you support and a level of customer care that's setting new industry standards. No matter where you are, Care's as close as Freecall 1800 035 640.

## ISUZU ROADSIDE ASSIST.

Isuzu Assist is a three-year, 24-hour roadside assistance program that comes free with all new Isuzu trucks. And while our trucks are renowned for their reliability, even if you run out of fuel, lose your keys, get a flat tyre or battery, Isuzu Assist will be there to sort it out. Just Freecall 1800 947 898.

## ISUZU EXTENDED CARE.

Isuzu Extended Care\* is a two-year extension to Isuzu's three-year factory warranty. As well as a five-year factory warranty, it also means you get five years of Isuzu's Customer Care programme and Isuzu Assist. Available when you buy your truck, it's the ultimate peace-of-mind.

\*Available at additional cost.







[isuzu.com.au](http://isuzu.com.au)

Isuzu Australia Limited ABN 97 006 962 572 ("IAL"). The information in this brochure was correct at time of printing, but all measurements, specifications and equipment are subject to change without notice. Some equipment may have been changed and/or is available at extra cost. IAL may make changes at any time without notice, in prices, colours, materials, equipment and models. IAL makes all reasonable attempts to ensure the availability of all vehicles and equipment. The information in this brochure is general in nature. Your Isuzu Truck Dealer can confirm all measurements, specifications and vehicle/equipment availability upon request. Any body illustrated is not necessarily standard equipment. JUL2020 FSA/ISZ1.2638